

Scaled data based on original data using  
LM-79-08 Approved Method: Electrical and Photometric Measurements of Solid-  
State Lighting Products

Test Report Prepared for  
Cooper Lighting Solutions  
(formerly Eaton)

Brand: McGRAW-EDISON

Report Number: P200461

Luminaire Tested: **GPC-AF-01-LED-E1-SL4-7060-800-HSS**

Issue Date: 3/3/2020

**Test Information**

Test Method: LM-79-08  
Report Number: P200461  
TEST IS SCALED FROM IESNA LM-79-08 TEST DATA (P24301)  
Test Lab: INNOVATION CENTER P2  
Issue Date: 3/3/2020  
Manufacturer: COOPER LIGHTING SOLUTIONS (FORMERLY EATON)  
Product Line: MCGRAW-EDISON  
Catalog Number: GPC-AF-01-LED-E1-SL4-7060-800-HSS  
Description: GALLEON PEDESTRIAN LUMINAIRE  
(1) 70 CRI, 5700K, 800mA LIGHTSQUARE WITH 16 LEDS EACH AND TYPE IV SPILL  
LIGHT ELIMINATOR OPTICS WITH HOUSE SIDE SHIELD  
Light Source: -  
Ballast/Driver: ELECTRONIC DRIVER

**Summary**

Lumens per Lamp: N/A  
Luminaire Lumens: 4169 lumens  
Efficiency: N/A  
Efficacy: 94.8 lumens/watt  
Luminous Opening: Rectangular (W 0.5' x L: 0.5' x H: 0')  
IES Classification: Type IV - Short - Semi-Cutoff  
BUG Rating: B0 - U0 - G2

Input Watts (W): 44  
Input Voltage (V): NR  
Input Current (Ain): NR  
Voltage Rise (V): NR  
Power Factor: NR  
Total Harmonic Distortion (THDi): NR  
Frequency (hertz): 60  
Stabilization Time: NR  
Operation Time: NR  
Ambient Temperature (°C): NR  
Test Distance: 25 FT

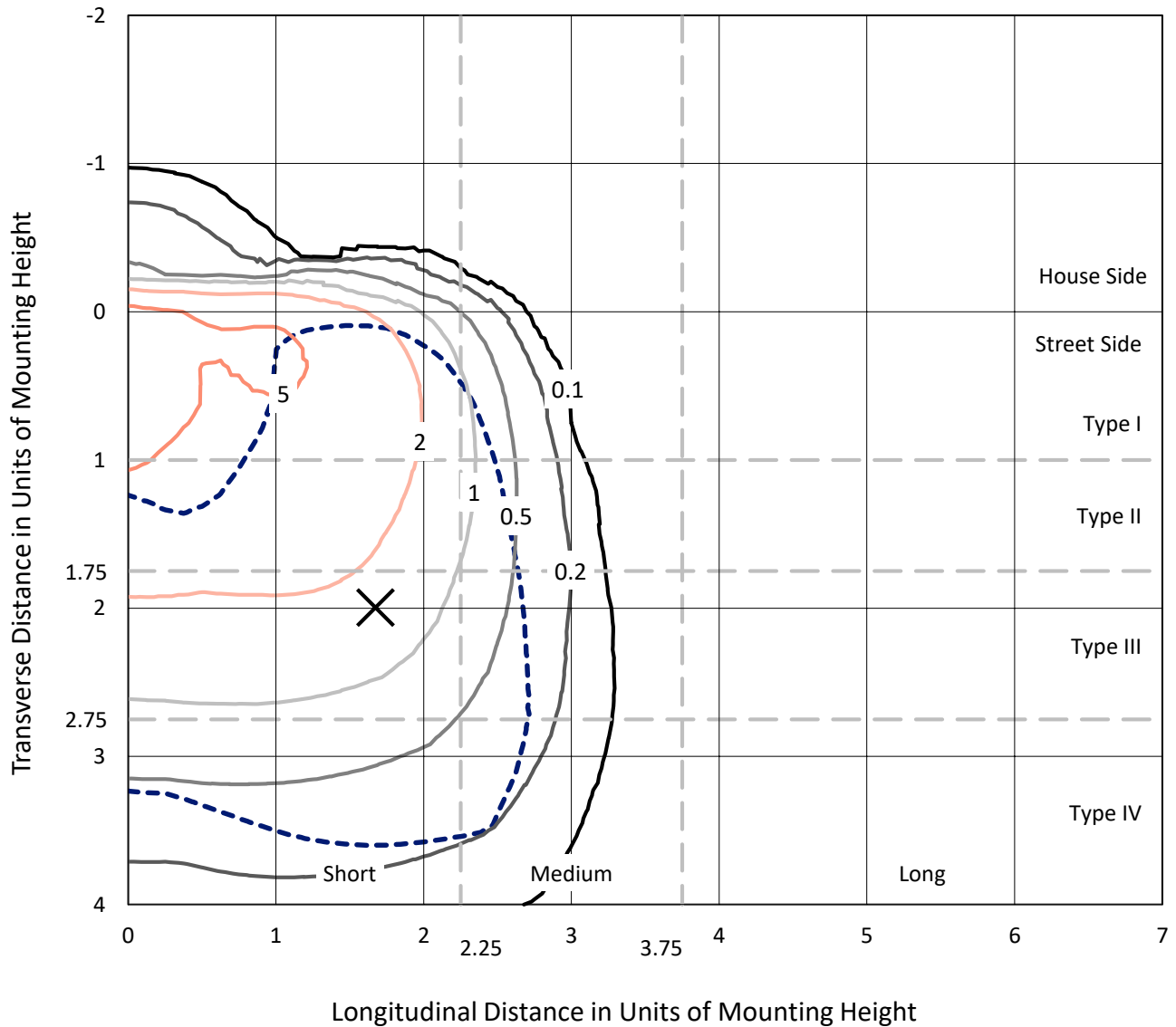


REPORT NUMBER: P200461

CATALOG NUMBER: GPC-AF-01-LED-E1-SL4-7060-800-HSS

### Iso-Footcandle Lines of Horizontal Illumination

✕ Max cd  
 - - - 1/2 Max cd

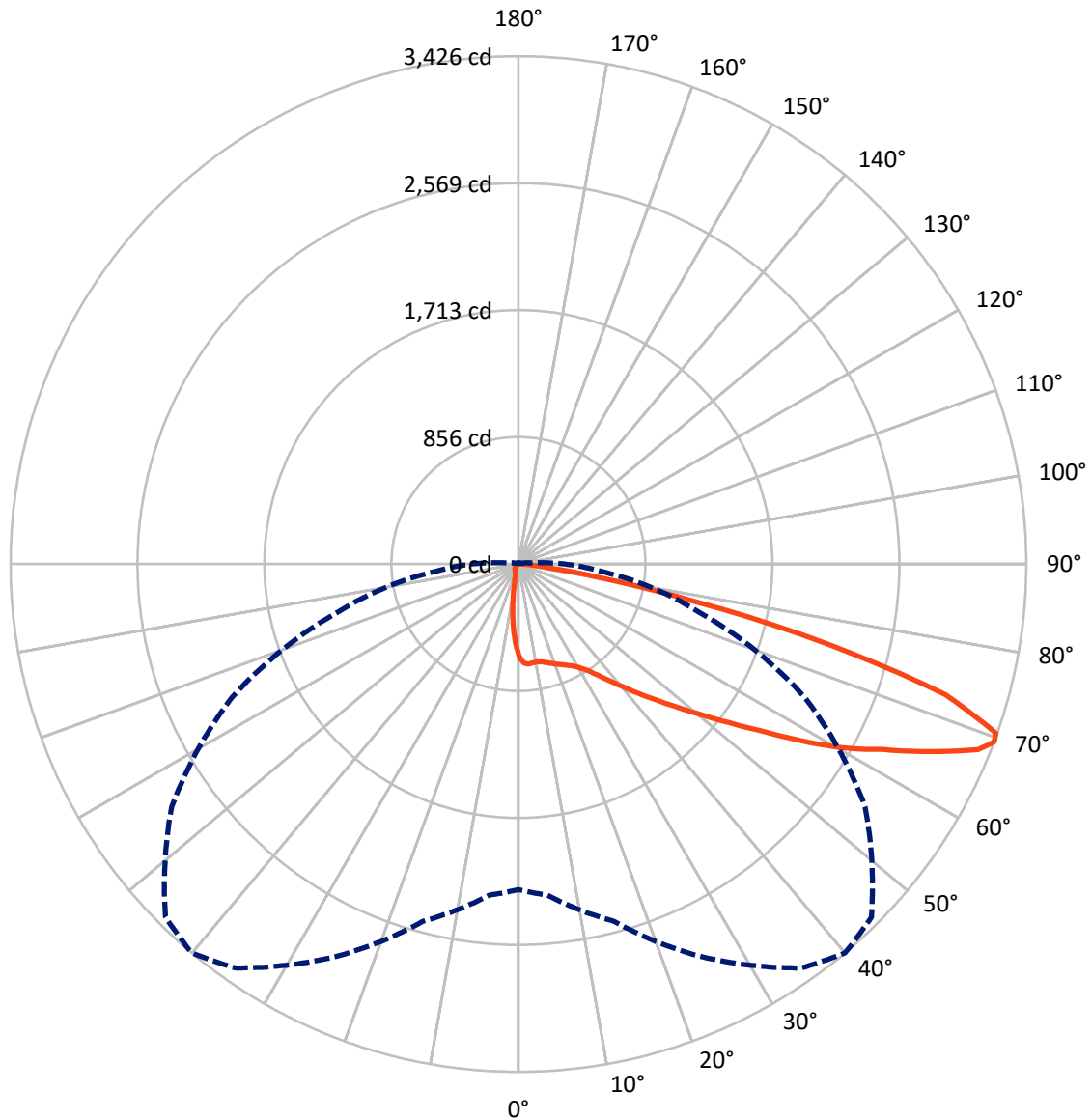


Based on 10 foot mounting height. Maximum calculated value = 6.8 fc  
 Type IV - Short - Semi-Cutoff

REPORT NUMBER: P200461

CATALOG NUMBER: GPC-AF-01-LED-E1-SL4-7060-800-HSS

### Luminous Intensity Polar Plot



— Vertical Plane Through 40-Deg Lateral    - - - Horizontal Cone Through 69-Deg Vertical

REPORT NUMBER: P200461

CATALOG NUMBER: GPC-AF-01-LED-E1-SL4-7060-800-HSS

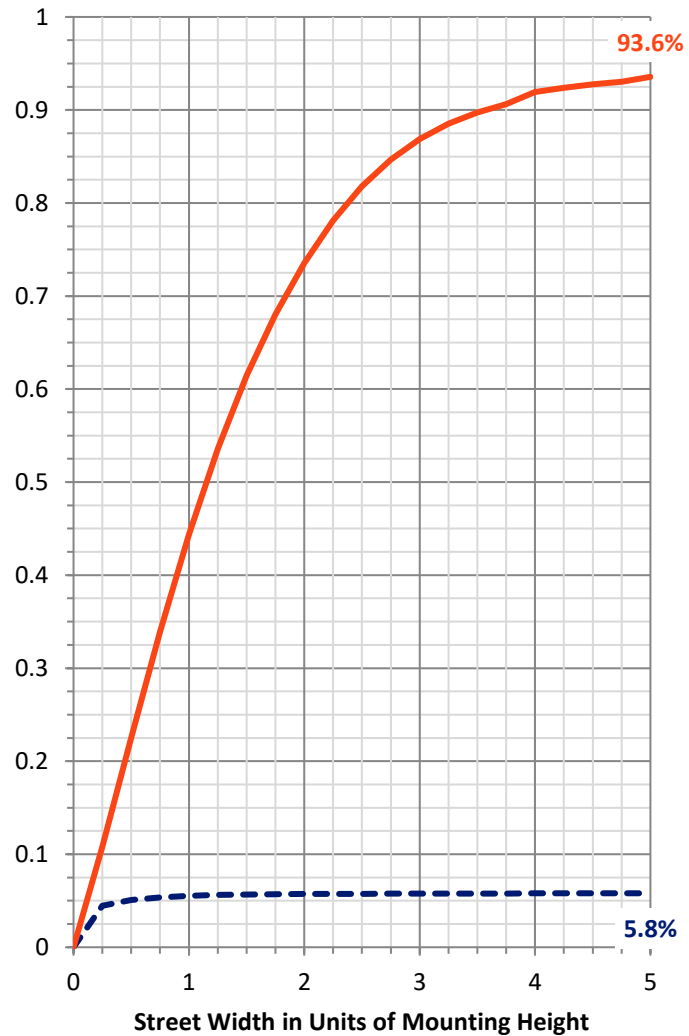
**FLUX DISTRIBUTION:**

		Downward	Upward	Total
<b>House Side</b>	Lumens	243.9	0.0	243.9
	% Fixture	5.9	0.0	5.9
<b>Street Side</b>	Lumens	3925.1	0.0	3925.1
	% Fixture	94.1	0.0	94.1
<b>Total</b>	Lumens	4169.0	0.0	4169.0
	% Fixture	100.0	0.0	100.0

**Coefficient of Utilization**

**ZONAL LUMENS:**

Zone	Lumens	% Fixture
0°-10°	50.5	1.2
10°-20°	124.2	3.0
20°-30°	209.2	5.0
30°-40°	342.4	8.2
40°-50°	592.9	14.2
50°-60°	933.9	22.4
60°-70°	1219.7	29.3
70°-80°	628.2	15.1
80°-90°	68.0	1.6
90°-100°	0.0	0.0
100°-110°	0.0	0.0
110°-120°	0.0	0.0
120°-130°	0.0	0.0
130°-140°	0.0	0.0
140°-150°	0.0	0.0
150°-160°	0.0	0.0
160°-170°	0.0	0.0
170°-180°	0.0	0.0
0°-90°	4169.0	100.0
0°-180°	4169.0	100.0



REPORT NUMBER: P200461

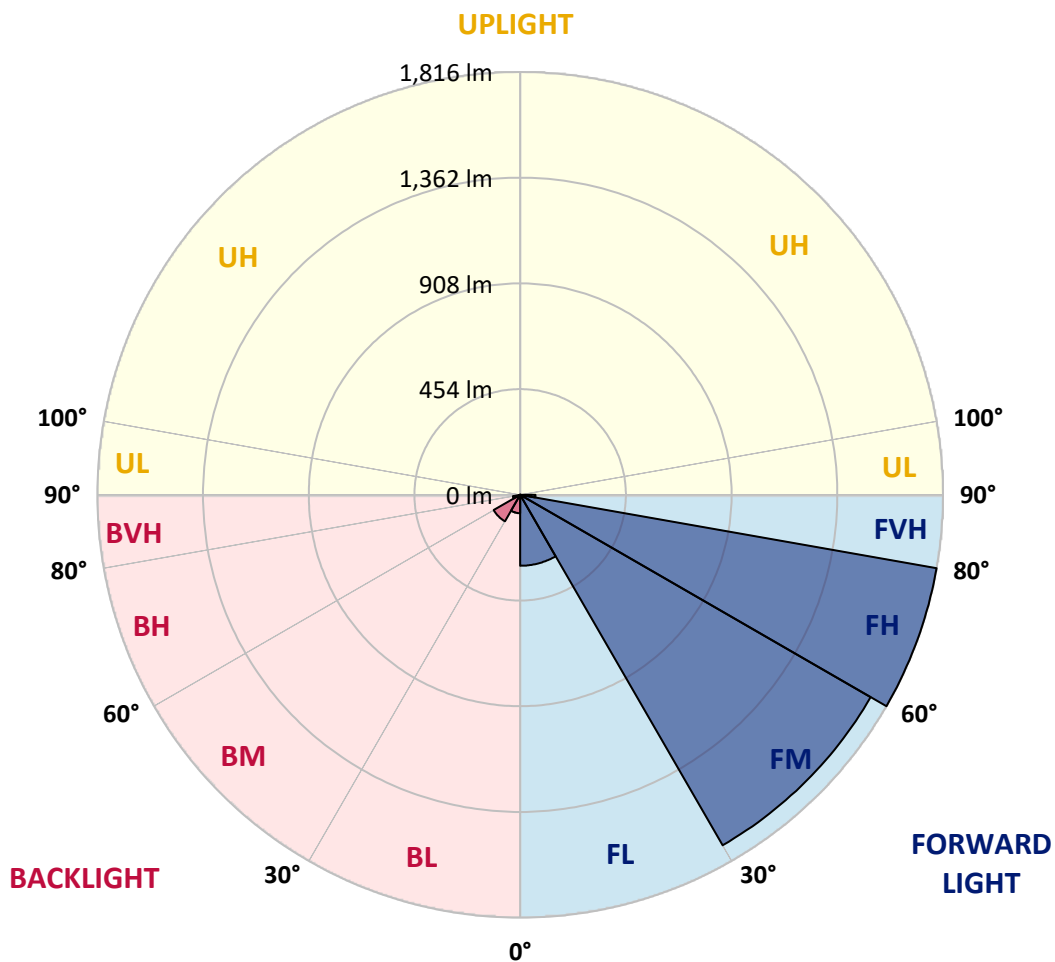
CATALOG NUMBER: GPC-AF-01-LED-E1-SL4-7060-800-HSS

**LUMINAIRE CLASSIFICATION SYSTEM LUMEN TABLE AND BUG RATING:**

Zone		Lumens	% Fixture	Zone Rating/Lumen Limit		
				B	U	G
FL	(0°-30°)	304.9	7.3			
FM	(30°-60°)	1738.2	41.7			
FH	(60°-80°)	1816.2	43.6			G2/5000
FVH	(80°-90°)	65.8	1.6			G1/100
BL	(0°-30°)	79.0	1.9	B0/110		
BM	(30°-60°)	131.1	3.1	B0/220		
BH	(60°-80°)	31.7	0.8	B0/110		G0/110
BVH	(80°-90°)	2.1	0.1			G0/10
UL	(90°-100°)	0.0	0.0		U0/0	
UH	(100°-180°)	0.0	0.0		U0/0	

**BUG Rating: B0-U0-G2**

Type IV Short





REPORT NUMBER: P200461

CATALOG NUMBER: GPC-AF-01-LED-E1-SL4-7060-800-HSS

**CANDELA DISTRIBUTION (FULL):**

	0°	5°	15°	25°	35°	40°	45°	55°	65°	75°	85°
0°	622.9	622.9	622.9	622.9	622.9	622.9	622.9	622.9	622.9	622.9	622.9
2.5°	683.9	680.2	678.0	675.0	671.3	668.0	666.8	657.6	648.9	637.0	623.4
5°	696.6	695.3	691.4	687.4	682.9	678.0	675.2	664.3	651.9	634.5	610.7
7.5°	697.8	696.3	691.4	685.9	679.7	673.7	669.0	658.1	646.7	629.1	600.0
10°	695.8	694.1	690.4	684.4	676.7	671.0	666.3	655.9	646.2	630.3	598.1
12.5°	693.6	691.9	690.1	687.1	680.4	676.5	672.5	662.6	653.9	640.5	605.3
15°	695.8	694.8	696.8	695.6	691.9	688.4	684.4	675.5	667.5	656.4	618.4
17.5°	705.3	705.3	711.5	712.2	708.7	703.8	698.1	689.1	682.4	673.0	634.0
20°	727.3	726.6	734.5	736.0	727.6	719.9	711.5	700.5	695.3	689.4	649.4
22.5°	765.3	761.8	766.6	765.1	748.4	736.5	726.1	712.7	710.0	707.2	666.5
25°	814.7	812.7	815.9	801.3	772.0	755.9	743.5	728.3	728.3	731.1	685.9
27.5°	886.4	879.0	868.0	842.2	798.3	777.7	764.3	748.2	752.4	762.6	711.5
30°	959.9	951.7	926.6	886.9	830.3	808.7	793.1	776.2	786.2	804.8	745.7
32.5°	1032.3	1023.1	987.7	937.5	876.2	854.6	839.5	820.9	837.5	868.8	795.8
35°	1102.6	1094.4	1053.4	994.4	937.3	919.4	905.5	889.4	910.7	954.4	866.6
37.5°	1181.5	1172.5	1122.7	1058.6	1011.5	998.6	988.4	972.3	1009.5	1073.5	965.1
40°	1278.5	1263.4	1196.1	1132.3	1097.3	1091.1	1084.2	1082.0	1139.8	1228.4	1096.4
42.5°	1389.7	1364.9	1273.0	1210.0	1191.6	1196.1	1194.4	1204.3	1302.8	1420.9	1256.2
45°	1500.8	1468.8	1358.7	1292.9	1295.4	1311.0	1320.7	1360.4	1507.0	1641.8	1428.1
47.5°	1595.1	1563.6	1440.8	1382.5	1412.3	1443.0	1469.3	1544.5	1717.0	1859.2	1561.9
50°	1675.8	1646.0	1527.9	1481.0	1548.0	1597.6	1640.3	1751.7	1942.8	2024.7	1655.7
52.5°	1741.8	1722.0	1618.2	1593.9	1703.1	1775.8	1838.3	1971.8	2142.8	2159.2	1728.7
55°	1806.1	1791.9	1715.3	1728.2	1885.2	1984.3	2063.4	2205.4	2315.0	2271.4	1798.6
57.5°	1880.0	1867.1	1825.9	1898.4	2124.7	2249.3	2335.6	2412.3	2466.7	2386.0	1864.6
60°	1955.5	1948.0	1949.0	2087.5	2399.7	2519.3	2566.9	2586.8	2615.6	2494.0	1868.4
62.5°	2027.4	2041.6	2089.7	2297.9	2663.0	2754.8	2778.8	2798.4	2764.7	2511.1	1726.2
65°	2149.3	2172.4	2287.2	2579.6	2952.6	3050.8	3075.6	3008.4	2788.3	2289.7	1404.1
67.5°	2208.8	2251.0	2456.0	2842.1	3233.5	3342.7	3333.5	3022.0	2502.2	1746.0	901.1
69°	2196.4	2241.3	2495.0	2922.5	3326.8	3425.8	3367.5	2855.0	2131.7	1264.8	553.1
70°	2147.3	2192.7	2474.9	2919.5	3338.7	3417.1	3304.4	2648.8	1802.4	924.9	345.9
72.5°	1793.2	1832.4	2197.2	2638.9	3075.6	3011.9	2764.5	1835.1	878.2	251.9	77.9
75°	1103.8	1125.6	1576.5	1988.0	2323.0	2159.2	1841.8	913.0	261.8	71.2	43.2
77.5°	583.2	593.1	863.1	1171.8	1472.6	1218.4	944.0	356.1	120.6	44.7	31.3
80°	344.7	352.1	464.8	535.8	637.3	532.3	377.4	218.6	86.4	28.0	27.8
82.5°	197.3	202.0	337.0	297.8	251.1	214.4	187.9	207.2	51.9	18.9	28.8
85°	72.5	73.5	189.6	226.6	149.4	88.8	93.3	171.7	13.9	11.9	22.6
87.5°	33.7	33.0	97.5	138.7	87.4	56.3	72.7	37.7	5.5	7.7	6.2
90°	0.0	0.0	0.0	0.0	0.0	0.0	0.0	0.0	0.0	0.0	0.0



REPORT NUMBER: P200461

CATALOG NUMBER: GPC-AF-01-LED-E1-SL4-7060-800-HSS

**CANDELA DISTRIBUTION (continued):**

	90°	95°	105°	115°	125°	135°	145°	155°	165°	175°	180°
0°	622.9	622.9	622.9	622.9	622.9	622.9	622.9	622.9	622.9	622.9	622.9
2.5°	615.4	606.2	589.6	572.5	555.1	541.7	528.6	518.1	514.7	508.2	508.7
5°	596.6	579.7	544.9	509.7	473.0	442.7	414.2	391.1	379.9	368.5	368.5
7.5°	580.2	555.6	501.3	443.9	384.6	334.8	289.8	256.1	237.5	222.6	222.3
10°	574.0	540.7	464.8	382.7	300.0	232.0	178.7	144.4	126.8	115.4	114.9
12.5°	576.7	535.5	436.8	326.1	222.3	149.1	103.5	81.4	74.0	70.5	70.5
15°	584.7	534.0	408.7	270.7	157.1	93.3	68.7	62.8	62.3	62.3	62.3
17.5°	594.3	534.5	379.9	216.9	107.0	66.8	59.3	58.6	59.1	59.1	59.1
20°	604.3	534.8	348.9	167.0	75.4	58.1	55.8	55.6	56.1	56.1	56.3
22.5°	616.4	536.0	317.9	124.8	62.3	54.8	53.1	53.1	53.4	53.4	53.1
25°	630.3	538.5	285.6	92.6	56.8	52.6	51.1	50.9	51.1	50.9	50.6
27.5°	647.7	542.0	249.6	72.5	54.3	50.4	49.1	49.1	48.9	48.6	48.4
30°	669.5	545.9	209.2	61.5	51.9	48.4	47.1	46.9	46.7	46.2	46.2
32.5°	702.8	554.6	169.2	55.8	49.1	45.7	44.7	44.7	44.2	43.7	43.4
35°	753.9	571.8	133.5	52.4	46.2	42.7	41.4	41.4	40.9	40.7	40.4
37.5°	824.6	597.8	103.7	49.1	43.2	39.5	38.2	38.0	37.5	37.0	36.7
40°	918.7	630.1	81.6	46.2	40.2	36.2	35.2	34.7	33.7	33.0	33.0
42.5°	1036.8	666.8	66.3	42.9	36.7	33.3	32.5	31.8	30.0	29.3	29.0
45°	1160.4	699.8	56.1	39.2	33.3	30.3	29.8	28.5	26.3	25.6	25.6
47.5°	1249.5	707.5	49.4	35.7	30.0	27.0	26.8	24.6	22.6	22.1	21.8
50°	1305.0	692.4	43.9	32.3	27.0	24.1	23.3	20.6	19.4	18.9	18.6
52.5°	1342.5	665.3	39.5	29.3	24.3	21.3	19.6	17.6	16.6	16.1	16.1
55°	1372.5	627.1	35.0	26.6	22.1	19.1	16.6	15.1	14.1	13.6	13.6
57.5°	1381.0	575.2	30.5	24.3	19.9	16.9	14.1	13.2	11.9	11.7	11.7
60°	1319.7	481.7	27.0	21.6	17.9	14.6	12.4	11.2	9.9	9.7	9.4
62.5°	1158.1	372.7	23.8	19.1	15.6	12.7	10.7	9.2	8.2	8.2	8.2
65°	883.4	249.9	20.8	16.6	13.6	10.7	9.2	7.4	6.9	6.9	7.2
67.5°	528.8	136.0	17.9	14.1	11.7	8.9	7.7	6.5	6.2	6.5	6.5
69°	309.9	79.9	16.1	12.7	10.2	7.9	6.7	5.7	6.2	6.5	6.5
70°	191.3	53.8	14.9	11.4	9.2	7.2	6.2	5.5	6.0	6.2	6.2
72.5°	53.4	27.8	11.9	8.9	7.4	6.0	5.0	5.0	5.7	6.0	6.0
75°	34.7	20.6	9.2	6.7	5.7	4.7	4.2	4.7	5.5	5.7	5.7
77.5°	28.8	16.9	7.4	5.5	4.7	4.5	4.0	4.2	5.0	5.2	5.2
80°	26.3	11.9	6.0	5.0	4.2	4.0	3.7	3.5	4.5	4.7	4.7
82.5°	25.1	9.4	5.2	4.5	4.0	3.5	3.2	3.5	4.0	4.2	4.5
85°	15.6	6.2	4.7	4.2	3.5	3.2	3.2	3.2	3.7	4.0	4.0
87.5°	5.7	5.0	4.2	3.5	3.0	3.0	3.0	3.0	3.2	3.7	3.7
90°	0.0	0.0	0.0	0.0	0.0	0.0	0.0	0.0	0.0	0.0	0.0

(END OF REPORT)